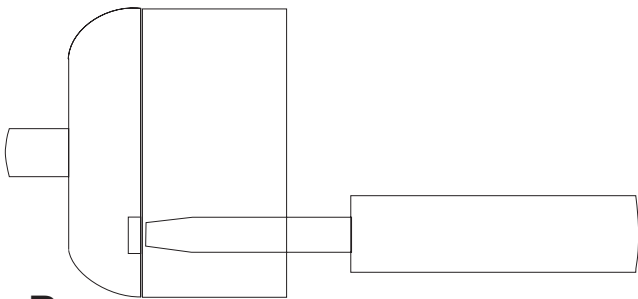
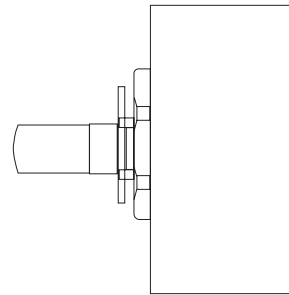


A

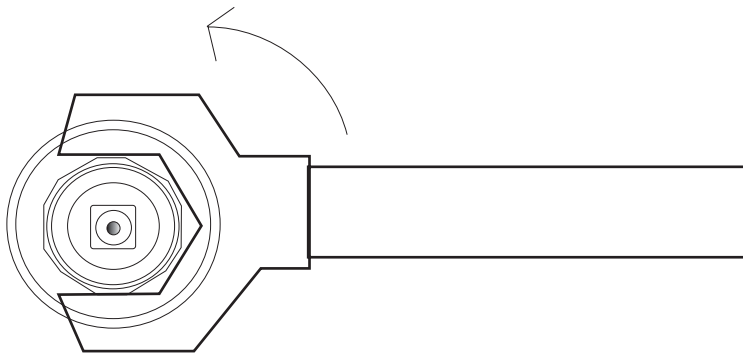


B

SIDE VIEW



SIDE VIEW WHEN ROUND COVER IS REMOVED



C

REMOVE PLASTIC HOT/COLD INDICATOR USING A ALLEN KEY (REF A)
GENTLY, PULL OUT THE CONTROLLER HANDLE
REMOVE INNER COVER USING A FLAT SCREW (REF B)
REMOVE BRASS CARTRIDGE LOCK NUT (REF C)
REPLACE WITH NEW CARTRIDGE
RE-TIGHTEN ALL DISASSEMBLED PARTS