

# **Essence Spa Chair**

## **User Manual**



# Essence Spa Chair

## User Manual

**IT IS IMPORTANT THAT YOU READ AND FOLLOW THESE INSTRUCTIONS.**









Please take time to thoroughly read this entire manual before use. If you have any questions regarding your Essence Spa Chair, any problems operating it, please contact the manufacturer at **1-888-708-7131, Monday - Friday 9:00AM to 5:00PM PST**. After-hours calls are recorded and attended to the next business day.

### Intended Use

The Essence Spa Chair is designed for professional use in nail salons, hair salons, spas, podiatrist offices, medical spas, where its offered reclining and swiveling features are necessary for providing beauty services. This product is for indoor use only.

### Safety Precautions and Guidelines

This chair is equipped with a hydraulic pump, reclining mechanism, and swivels 360 degrees.

-  To avoid tip over, sit down in the chair slowly, do not throw your weight against the back of the chair. Move the chair in the reclining position slowly, making sure that no children or pets are in close proximity.
-  Close completely the recliner back in the upright position before getting out of the chair. Follow the same guideline when moving chair.
-  To eliminate risk of tip over, do not sit on the arms of the chair, or reclined back of the cushion.
-  Do not allow children to play on or around swiveling/reclining chair, particularly when it is in reclined mode.
-  This chair has a maximum weight capacity of 250 lbs.
-  To prevent cuts, lacerations, or more serious injury, prevent hands and fingers from contact with the movable/rotating parts and mechanisms.
-  Avoid placement of this chair that could block access to traffic area. Avoid placement of the chair closer than 50" from the furniture, glass doors and walls.
-  The chair's hydraulic pump has a locking mechanism to prevent cushion from swiveling when required for services. To activate, bring lever up to lock it up, to deactivate push the lever down.

## Care & Maintenance


With proper care, your Essence Chair will provide years of superior performance and satisfaction. A periodic safety inspection and maintenance protocol of chair components and mechanisms should be made to ensure that the chair is structurally intact and functioning properly.

Damaged, loose and broken parts should be replaced and loose fasteners tightened.


**Cleaning & Maintenance for Chair's Base** - Commercial or household cleaning solutions, disinfectants, and rubbing alcohols can be used over chrome-plated round metal base. No alcohol should be used on the rubber black trim of the base to avoid its drying and becoming brittle. No alcohol is to be used on the moving parts of the hydraulic pump to ensure its adequate lubrication.


**Cleaning & Maintenance for Cushion's Upholstery** - The chair is upholstered in high-quality durable commercial grade vinyl, which guarantees long use when properly taken care of.

For regular cleaning and maintenance use: - Use soap and water, or mild regular household cleaning solutions to clean the surface from dirt and debris, and to prevent the build-up of soil on the vinyl surface. Follow with rinsing the surface with clean water and wipe with dry cloth. We recommend the use of auto upholstery cleaning and buffing solutions for vinyl cleaning and protection.

 **Stains removal:** - Built-in vinyl upholstery protective layer will not defend upholstery material from being stained by red wine, coffee, ink, lipstick, paint, fabric dye (e.g. dark blue denim colors), nail polish, hair colorants and other harsh chemicals. These types of upholstery material's contamination/damage are generally irreversible. Note: if the stain is fresh, immediately rub off the spot with a cleaning solution and wash off with warm water and dry out. You can use rubbing alcohol diluted with water (5 parts water: 1 part alcohol), but limit contact to less than a minute, and restrain from strong rubbing, as it will cause discoloration of the vinyl. If stain is not removed, do not repeat the attempt, as it will cause additional damage.

 Do not use alcohol, acetone, bleach-based products for vinyl cleaning.

 Prevent vinyl upholstery from contact with sharp objects, which may leave impact marks, lacerations, and holes.

 **WARNING** - Failure to properly inspect and service this chair according to the maintenance instructions may lead to personal injury or product damage. Inspect chair regularly for loose, damaged or broken parts before use, and service. For help or additional information visit [www.belava.com](http://www.belava.com) or call 818-708-7131.

# Essence Pedicure Chair

## — Features —



Reclining handle to adjust seat angle



Seat reclines 110°



Seat swivels 360°



Hook for client's purse/handbag



Hydraulic pump to adjust height of seat

# Essence Pedicure Chair

## — Specifications —



# Essence Pedicure Chair

## — Specifications —



**Note:** Due to continuous improvements, all specifications are subject to change without notice. All dimensions and weights are approximate.