

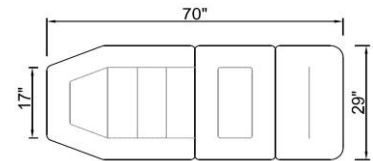


## MARIMBA

(Shown with optional Flex Armrests)

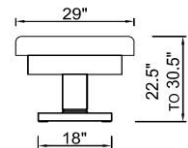
### TOP

Top design	Three-section, upholstered top with tapered upper-body section
Standard size top	29" x 70"
Foam	5" triple-wrap
Frame	Tubular steel structure, white powder-coat finish
Adjustments	Four motorized adjustments for height, tilt, upper body, and leg
Incline tilt angle	Top rotates toward head end to 30° below horizontal
Upper body tilt angle	Back section adjusts to 80° (disregard 70° angle shown)
Lower leg tilt angle	Lower leg section folds to 100°



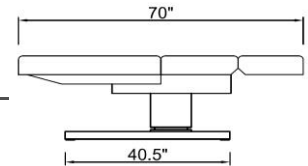
### BASE & FRAME

Carbon steel base	White powder-coat finish with an anodized aluminum center pedestal
Height range	22.5" to 30.5"
Lifting weight	Lifting weight capacity 375 lbs.
Capacity	Static weight capacity 800 lbs.



### MOTORS & CONTROLS

Base lift motor	One 24v DC, 5 amp max motor/actuator in the pedestal extrusion (powered through the same transformer as the top actuators)
Tilt motor	One 24v DC, 5 amp max motor/actuator in the pedestal extrusion (powered through the same transformer as the top actuators)
Top motors	Two 24v DC, 5 amp max motor/actuators, UL recognized; powered through a 110v, 5 amp transformer
Controls	Hand control



### VINYL

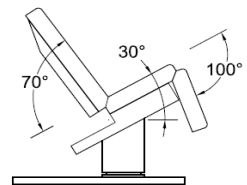
PVC	Sturdy PVC fabric
-----	-------------------

### ACCESSORIES\*\*

Sidearms	Flex Armrests or Swing Away Arms w/ Manicure Trays
Face support	Contour FaceSpace
Footrest extension	Salon Footrest (Note: limits lowering of leg section)
Neck bolster	Facial Neck Bolster
**All Accessories are Optional & Sold Separately	

### GUARANTEES

Structure	10 yrs. on replacement parts for frame/structure and 1 yr. on labor**
Motor & controls	2 yrs. on electrical/mechanical parts
Vinyl & foam	2 yrs. on materials
**Labor warranty for customers in USA only	



### WEIGHTS

Table weight	185 lbs.
Shipping weight - boxed	265 lbs.