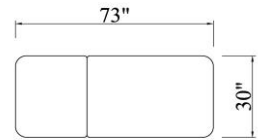




## Stationary Face & Body

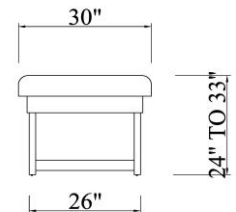
### TOP:

Top design	Two-piece, folding, round corners, three-layer foam, 3/4" plywood
Adjustments	Easy manual adjustment of torso section from 0 to 80° tilt
Top adjustment mechanism	Manual tilt lever/pole adjustment of upper body section
Main lift mechanism	Manual knob and peg height adjustment of legs
Standard size	30" x 73"
Foam	2" firm bottom layer + 1- 3/4" medium-density layer of urethane polymer
Polyester batting	1/2" fluffy polyester Dacron top layer
Frame	3/4" plywood frame reinforced for armrests and face cradle
Back tilt angle	0 to 80°



### BASE & FRAME:

Solid Maple legs	Easy-to-use knob and peg height adjustment
9" leg recess	9" recess from ends of table
Height range - standard	24" - 33" 9 positions
Shelf	Maple veneer shelf with hardwood frame
Capacity	Static weight capacity 1000 lbs.
Cabinet	Optional hardwood cabinet in Maple

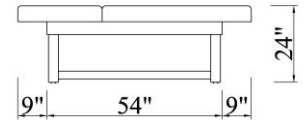


### VINYL:

UltraSoft-Touch	Lightly textured, super-soft PU vinyl, fabric backed
Vinyl colors	Camel, Almond, Black or White

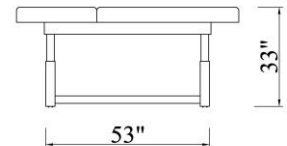
### OPTIONAL ACCESSORIES:

Armrests	Flex Armrests
Face support	Contour FaceSpace
Foot extension	Salon Footrest or Full Footrest
Neck bolster	Facial Neck Bolster



### GUARANTEES:

Structure/frame	10 yrs. on replacement parts and 1 yr. on labor**
Foam & vinyl	2 yrs. on materials
	**Labor warranty for customers in USA only



### WEIGHTS:

Table weight	175 lbs.
Shipping weight - boxed	250 lbs.
Shipping dimensions	83" x 39" x 37"