

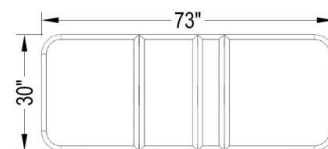


Violin PowerTilt

(Shown with Cherry base; also available in Wenge & Maple)

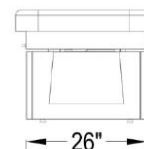
TOP:

Top design	Four-piece adjustable top with round corners, 3-layer foam, 3/4" plywood
Standard size top	30" x 73"
Foam	2" firm bottom layer + 1- 3/4" medium-density layer of urethane polymer
Polyester batting	1/2" fluffy polyester Dacron top layer
Frame	3/4" plywood frame reinforced for armrests and face cradle
Adjustments	Easy motorized adjustments of torso, knee, and upper body sections
Back-tilt angle	0 to 60°
Knee-tilt angle	0 to 30°



BASE & FRAME:

Base	Wood veneer cabinet with clear finish surrounding a carbon steel frame
Base dimensions	56"L x 26"W x 16"H
Cabinet	36"L x 20"W x 9"H storage cabinet inside dimensions
Door options	Wood veneer door standard; glass door optional
Base finish	Choice of Cherry, Wenge or Maple veneer with clear finish
Drawer option	Optional End Drawer at foot end w/ inside dimensions of 13.5"W x 15"L*
	*Power cord exits at foot end of table base when optional End Drawer is installed
Height range	24.5" to 34.5"
Lifting weight	Lifting weight capacity 375 lbs.
Weight capacity	Static weight capacity 1000 lbs.



MOTORS & CONTROLS:

PowerTilt top motors	Two 24v DC motor/actuators, UL recognized; powered through a 110v, 5 amp transformer
Base lift motor	24v DC, electric lift system, uses the same 5 amp transformer as the top motor/actuators
Controls	Hand control
Location of power cord	8' power cord exits at bottom of table base at the head end
Optional power strip	Optional power strip available to power appliances used inside base cabinet

VINYL:

UltraSoft-Touch	Lightly textured, super-soft PU vinyl, fabric backed
-----------------	--

OPTIONAL ACCESSORIES:

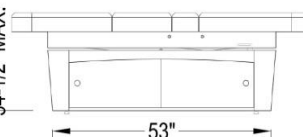
Sidearms	Flex Armrests or Swing Sway Arms w/ Manicure Trays
Face support	Contour FaceSpace
Foot extension	Salon Footrest or Full Footrest
Neck bolster	Facial Neck Bolster
Hot Towel Cabi	Small HTC fits in foot end w/ \$75 upcharge to prepare foot end for HTC

GUARANTEES:

Structure	10 yrs. on replacement parts for frame/structure and 1 yr. on labor**
Vinyl & foam	2 yrs. on materials
Motor & controls	2 yrs. on materials
Wood veneer	1 yr.

**Labor warranty for customers in USA only.

24-1/2" MINIMUM
34-1/2" MAX.



WEIGHTS:

Table weight	270 lbs.
Shipping weight - boxed	340 lbs.
Shipping dimensions	83"L x 39"W x 37"H